



# ESPECIFICACIONES DE CONTENEDORES




## Dry Cargo Container

### 20' Steel Dry Cargo Container

Exterior				
Length	Width	Height		
20'-0"	8'-0"	8'-6"		
6.058 m	2.438 m	2.591 m		
Interior				
Length	Width	Height		
19'-4 13/16"	7'-8 19/32"	7'-9 57/64"		
5.898 m	2.352 m	2.385 m		
Weight			Door Opening	
MGW	TARE	NET	Width	Height
52,910 lb	5,140 lb	47,770 lb	7'-8 1/8"	7'-5 3/4"
67,200 lb	5,290 lb	61,910 lb	2.343 m	2.280 m
24,000 kg	2,330 kg	21,670 kg	CU.M	CU.FT
30,480 kg	2,400 kg	28,080 kg	33.1	1,169
Remark				

[▲top](#)

### 40' Steel Dry Cargo Container


Exterior				
Length	Width	Height		
40'-0"	8'-0"	8'-6"		
12.192 m	2.438 m	2.591 m		
Interior				
Length	Width	Height		
39'-5 45/64"	7'-8 19/32"	7'-9 57/64"		
12.032 m	2.352 m	2.385 m		
Weight			Door Opening	
MGW	TARE	NET	Width	Height
67,200 lb	8,820 lb	58,380 lb	7'-8 1/8"	7'-5 3/4"
30,480 kg	4,000 kg	26,480 kg	2.343 m	2.280 m
			CU.M	CU.FT
			67.5	2,385
Remark				

[▲top](#)

Nos adaptamos a sus necesidades



# ESPECIFICACIONES DE CONTENEDORES



## 40' Hi-Cube Steel Dry Cargo Container

Exterior			Interior			Door Opening	
Length	Width	Height	Length	Width	Height	Width	Height
40'-0"	8'-0"	9'-6"	39'-5 45/64"	7'-8 19/32"	8'-9 15/16"	7'-8 1/8"	8'-5 49/64"
12.192 m	2.438 m	2.896 m	12.032 m	2.352 m	2.69 m	2.343 m	2.585 m
Weight			CU.M		CU.FT		
MGW	TARE	NET	76.2	2,690			
67,200 lb	9,260 lb	57,940 lb					
30,480 kg	4,200 kg	26,280 kg					
Remark							



[▲ top](#)

## 45' Hi-Cube Steel Dry Cargo Container

Exterior			Interior			Door Opening	
Length	Width	Height	Length	Width	Height	Width	Height
45'-0"	8'-0"	9'-6"	44'6"	7'7"	8'7"	7'-8 1/8"	8'-6"
13.716 m	2.438 m	2.896 m	13.556 m	2.352 m	2.700 m	2.340 m	2.585 m
Weight			CU.M		CU.FT		
MGW	TARE	NET	86	3,040			
67,200 lb	10,858 lb	56,342 lb					
71,500 lb	10,360 lb	61,290 lb					
30,480 kg	4,870 kg	25,610 kg					
32,500 kg	4,700 kg	27,800 kg					
Remark							



[▲ top](#)



Nos adaptamos a sus necesidades



## Refrigerated Container

### 20' M.G.S.S. Refrigerated Container

Exterior			
Length	Width	Height	
20'-0"	8'-0"	8'-6"	
6.058 m	2.438 m	2.591 m	
Interior			
Length	Width	Height	
18'- 17/32"	7'-6 15/32"	7'-5 39/54"	
5.500 m	2.298 m	2.276 m	
Nominal		Weight	
Cubic Capacity		MGW	TARE
1,016 cu.ft.		67,200 lb	6,750 lb
28.8 cu.m.		30,480 kg	2,980 kg
		NET	
		60,630 lb	
		27,500 kg	



[▲top](#)

### 40' M.G.S.S. Hi-Cube Refrigerated Container

Exterior			
Length	Width	Height	
40'-0"	8'-0"	9'-6"	
12.192 m	2.438 m	2.896 m	
Interior			
Length	Width	Height	
38'-19/64"	7'6-5/16"	8'4-35/64"	
11.590 m	2.294 m	2.544 m	
Nominal		Weight	
Cubic Capacity		MGW	TARE
2,384 cu.ft.		74,960 lb	10,490 lb
67.5 cu.m.		34,000 kg	4,760 kg
		NET	
		64,470 lb	
		29,240 kg	



[▲top](#)




Nos adaptamos a sus necesidades



## Special Container

### 20' Full Height Open Top Container

Exterior		
Length	Width	Height
20'-0"	8'-0"	7'-8"
6.058 m	2.438 m	2.591 m
Interior		
Length	Width	Height
19'-4"	7'-9"	7'-8"
5.898 m	2.352 m	2.348 m
Weight		
MGW	TARE	NET
52,910 lb	5,310 lb	47,600 lb
24,000 kg	2,410 kg	21,590 kg
CU.M		CU.FT
32.5		1,148
<b>Remark</b>		



[▲top](#)

### 40' Full Height Open Top Container


Exterior		
Length	Width	Height
40'-0"	8'-0"	8'-6"
12.192 m	2.438 m	2.591 m
Interior		
Length	Width	Height
39'-6"	7'-9"	7'-8"
12.032 m	2.352 m	2.348 m
Weight		
MGW	TARE	NET
67,200 lb	9,477 lb	57,701 lb
30,480 kg	4,300 kg	26,180 kg
CU.M		CU.FT
65.9		2,327
<b>Remark</b>		



[▲top](#)

### 40' Hi-Cube Open Top Container

Exterior		
Length	Width	Height
40'-0"	8'-0"	9'-6"
12.192 m	2.438 m	2.896 m
Interior		
Length	Width	Height
39'-6"	7'-9"	8'-8 7/16"
12.032 m	2.352 m	2.653 m
Weight		
MGW	TARE	NET
67,200 lb	9,390 lb	57,810 lb
30,480 kg	4,260 kg	26,220 kg
CU.M		CU.FT
75.1		2,650
<b>Remark</b>		




Nos adaptamos a sus necesidades





[▲ top](#)

## ◆ 20' Flat Rack Container with Collapsible End

Exterior		
Length	Width	Height
20'-0"	8'-0"	8'-6"
6.058 m	2.438 m	2.591 m
Interior		
Length	Width	Height
18'2 5/8"	7'2 3/8"	7'3 1/8"
5.553 m	2.194 m	2.213 m
Weight		
MGW	TARE	NET
74,950 lb	6,170 lb	68,780 lb
34,000 kg	2,800 kg	31,200 kg



**Remark**

[▲ top](#)

## ◆ 40' Flat Rack Container with Collapsible End

Exterior		
Length	Width	Height
40'-0"	8'-0"	8'-6"
12.192 m	2.438 m	2.591 m
Interior		
Length	Width	Height
38'4 5/64"	7'9 15/32"	6'4 31/32"
11.686 m	2.374 m	1.955 m
Weight		
MGW	TARE	NET
99,210 lb	10,800 lb	88,410 lb
45,000 kg	4,900 kg	40,100 kg



**Remark**

[▲ top](#)

## ◆ 40' Flat Rack Hi-Cube Container

Exterior		
Length	Width	Height
40'-0"	8'-0"	9'-6"
12.192 m	2.438 m	2.896 m
Interior		
Length	Width	Height
38'1-7/8"	7'9 7/16"	7'5 1/8"
11.630 m	2.374 m	2.264 m
Weight		
MGW	TARE	NET
110,230 lb	11,020 lb	99,210 lb
50,000 kg	5,000 kg	45,000 kg



**Remark**



Nos adaptamos a sus necesidades

